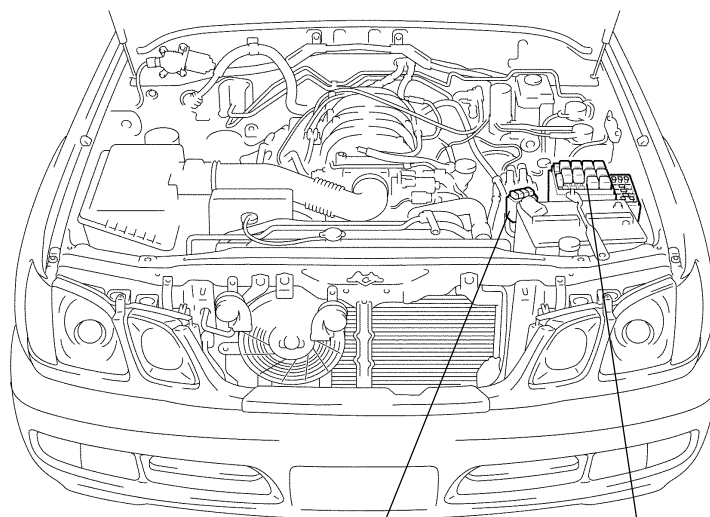


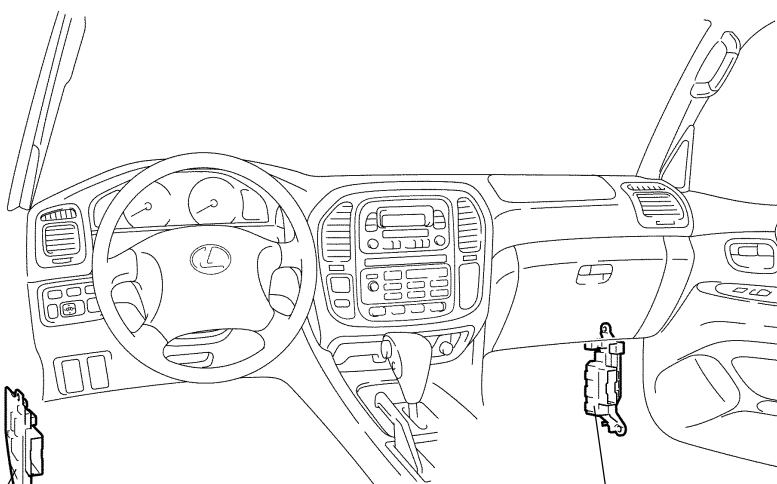
# POWER SOURCE LOCATION

BE0SI-03



Engine Room Junction Block

Fusible Link Block

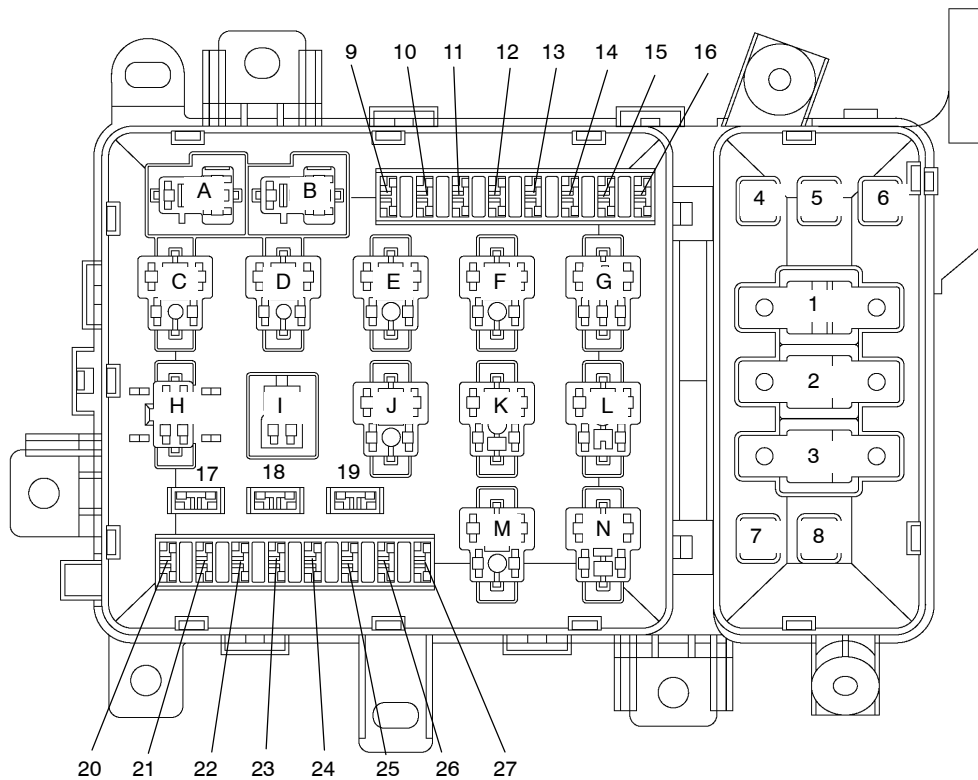


Driver Side Junction Block

Passenger Side Junction Block

107473

## Engine Room Junction Block



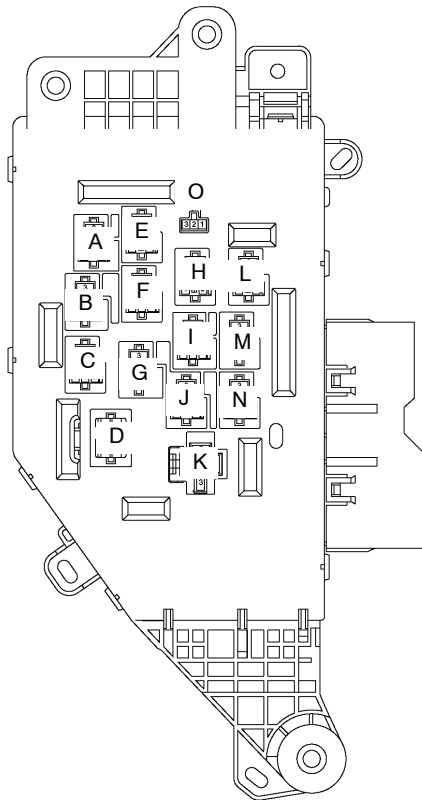
## Fuses

1. FL AM1 NO. 1	80 A
2. FL HTR	60 A
3. -	50 A
4. ABS NO.1 M-Fuse	40 A
5. AHC M-Fuse	50 A
6. ACC M-Fuse	50 A
7. ABS NO.2 M-Fuse	40 A
8. STARTER M-Fuse	30 A
9. AM1 NO.2 Fuse	20 A
10. A/C Fuse	20 A
11. POWER HTR Fuse	10 A
12. SEAT HTR Fuse	15 A
13. FUEL HTR Fuse	20 A
14. MIR HTR Fuse	15 A
15. HEAD CLEANER Fuse	20 A
16. CDS FAN Fuse	20 A
17. EFI Fuse	20 A
18. HORN Fuse	10 A
19. THROTTLE Fuse	15 A
20. RADIO Fuse	20 A
21. HAZ-TRN Fuse	15 A
22. AM2 Fuse	30 A
23. TEL Fuse	10 A
24. HEAD LH-UPR Fuse	20 A
25. HEAD RH-UPR Fuse	20 A
26. HEAD LH-LWR Fuse	10 A
27. HEAD RH-LWR Fuse	10 A

## Relays

A. Magnetic Clutch Relay
B. Mirror Heater Relay
C. ACC Relay
D. AHC Relay
E. IG1 No.1 Relay
F. IG1 No.2 Relay
G. ABS SOL Relay
H. EFI and ECD Relay
I. Horn Relay
J. Headlight Dimmer Relay
K. Starter Relay
L. ABS MTR2 Relay
M. Headlight Control Relay
N. ABS MTR1 Relay

## Driver Side Junction Block

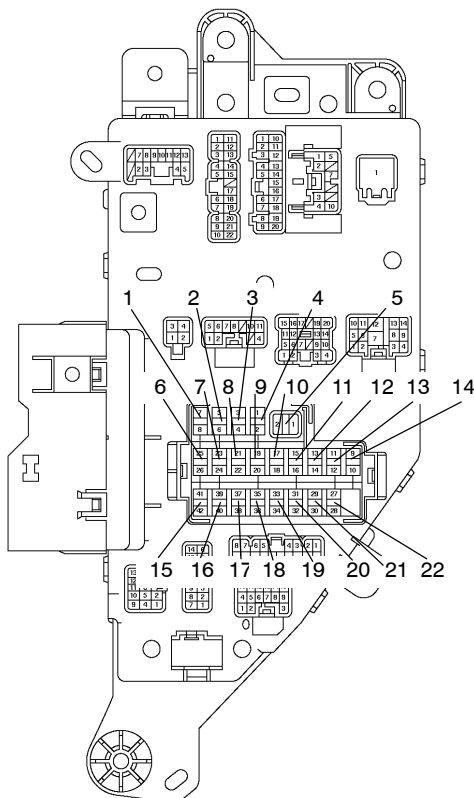


## Relays

- A. Circuit Opening Relay
- B. Fuel/ Pump Relay
- C. Door Lock Relay
- D. Turn Signal Flasher Relay
- E. SPIL/ Level Relay
- F. Starter Cut Relay
- G. Door Lock Relay
- H. Front Fog Relay
- I. Door Lock Relay
- J. Defogger Relay
- K. Power Main Relay
- L. Rear Heater Relay
- M. Dome Relay
- N. Taillight Control Relay

## Others

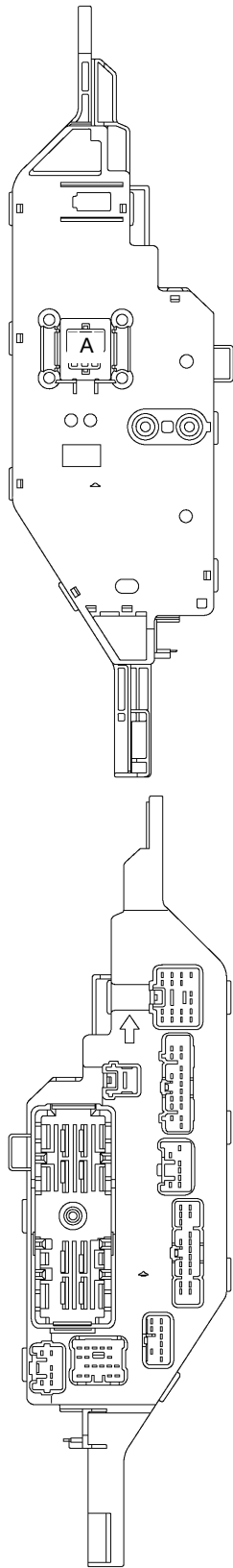
- O. DIODE



## Fuses

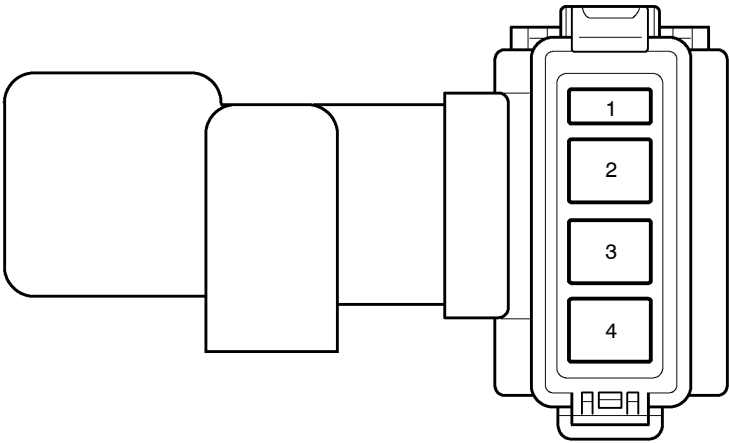
- |                     |       |
|---------------------|-------|
| 1. MIRR Fuse        | 10 A  |
| 2. SRS Fuse         | 15 A  |
| 3. CIGAR Fuse       | 15 A  |
| 4. IGN Fuse         | 10 A  |
| 5. POWER M-Fuse     | 40 A  |
| 6. DOME Fuse        | 10 A  |
| 7. AHC-IG Fuse      | 20 A  |
| 8. DIFF Fuse        | 20 A  |
| 9. GAUGE Fuse       | 15 A  |
| 10. WIPER Fuse      | 20 A  |
| 11. I/UP Fuse       | 7.5 A |
| 12. FR FOG Fuse     | 15 A  |
| 13. STOP Fuse       | 15 A  |
| 14. RR A/C Fuse     | 30 A  |
| 15. DEFOG M-Fuse    | 20 A  |
| 16. ECU-B Fuse      | 15 A  |
| 17. TAIL Fuse       | 15 A  |
| 18. AHC-B Fuse      | 15 A  |
| 19. OBD Fuse        | 10 A  |
| 20. RR HTR Fuse     | 10 A  |
| 21. ECU-IG Fuse     | 15 A  |
| 22. PWR OUTLET Fuse | 15 A  |

Passenger Side Junction Block



Relay  
A. Heater Relay

Fusible Link Block



- Fuses
- |                |       |
|----------------|-------|
| 1. ALT-S Fuse  | 7.5 A |
| 2. FL MAIN     | 100 A |
| 3. FL ALT      | 140 A |
| 4. FL J/B NO.2 | 100 A |

I06117